

BUILDING DIVISION 2020 YEAR-END REPORT

**Planning, Building and Economic
Development Department**



TABLE OF CONTENTS

1. Building Division Overview
2. 2020 Building Division Activity
3. Summary of New Residential
4. New Residential Sales Centres in 2020
5. Industrial Construction Activity
6. Commercial Construction Activity
7. Institutional Construction Activity
8. 15 Year Activity Comparison
 - Residential Construction \$
 - Industrial Construction \$
 - Commercial Construction \$
 - Institutional Construction \$
9. Residential Activity Profile
10. 2 Unit Applications Received

BUILDING DIVISION OVERVIEW

The Building Divisions goal of investing heavily in technology improvements over the past two years has proven to be beneficial in the wake of the pandemic. Digitization of our property records, mobile inspection recording, queue management, on-line services for application and payment intake and remote video inspections were all launched in 2020. This allowed the division to maintain business continuity throughout the Provincial emergency measures and business restrictions.

In 2020, the Building Division conducted a record setting 177,292 inspections, took in a record setting 4503 applications for two-unit dwellings and issued permits for a total construction value of over 1.37 Billion dollars. We will continue to invest in technology improvements in 2021 to make the most efficient use of the additional staff resources that have been approved by Council. We will find new and innovative ways to continually improve our customer service.

The Building Division is dedicated to supporting the efforts of Planning and Economic Development as the City of Brampton moves forward into the economic recovery stage of the COVID pandemic.

BUILDING ACTIVITY LEVELS 2002 – 2020

YEAR	CONSTRUCTION VALUE OF PERMITS ISSUED	PERMIT REVENUE	PERMITS ISSUED	INSPECTIONS CONDUCTED
2020	1,370,612,129	12,837,631.41	8740	177,292
2019	1,808,339,617	18,022,434.85	8739	152,563
2018	864,808,192	8,663,396.80	5,632	132,679
2017	1,447,772,031	10,982,307.49	5,702	154,646
2016	1,961,406,292	17,689,924.93	7,032	153,051
2015	2,731,790,832	20,584,444.75	8,001	166,935
2014	2,260,648,985	16,966,964.24	6,892	146,053
2013	1,392,371,481	13,847,705.74	5,268	152,253
2012	2,655,224,190	21,389,693.16	7,993	147,366
2011	1,609,741,024	13,916,898.81	5,858	124,565
2010	1,487,294,311	12,183,103.51	5,821	101,204
2009	597,600,438	5,713,367.43	3,418	71,967
2008	942,154,554	8,023,422.72	3,269	87,065
2007	2,361,244,254	17,870,380.86	8,982	130,303
2006	1480,704,166	13,517,120	6,899	115,767
2005	1,235,359,094	10,902,119	5,253	138,456
2004	2,730,395,406	24,444,777	12,080	164,389
2003	1,791,423,430	17,866,878	9,697	143,136
2002	1,215,480,086	15,641,423	8,827	119,046

2.

BUILDING DIVISION ACTIVITY

		2020	2019	2018
PERMIT ACTIVITY				
New Residential:	Detached	827	893	684
	Semi-Detached	144	356	88
	Townhouse	508	928	333
	Multiple Unit Building	14	9	4
	2 Unit Dwellings	3,789		
	Sub Total	5,282	2,186	1,109
	Revisions/Resittings/Site Services	163	133	209
Existing Residential:	Additions	46	50	70
	Alterations	1,632	4,454	2,695
	Revisions/Demolitions/Miscellaneous	681	652	361
	Sub Total	2,359	5,156	3,126
Industrial:	New Building	8	14	5
	Additions/Alterations/Miscellaneous	201	234	216
	Sub Total	209	248	221
Commercial:	Retail New Building	15	14	28
	Additions	1	1	5
	Alterations/Other	239	333	299
	Office New Building	2	2	7
	Additions	1	0	0
	Alterations/Other	161	212	191
	Sub Total	419	562	530
Institutional:	New Building	10	6	0
	Additions/Alterations/Miscellaneous	140	133	142
	Sub Total	150	139	142
Permanent Signs	Sub Total	158	315	295
	TOTAL	8,740	8,739	5,632

CONSTRUCTION VALUE

Total Construction Value	\$1,370,612,129	\$1,808,339,617	\$864,808,192
---------------------------------	------------------------	------------------------	----------------------

REVENUES

Permit Fees	\$12,837,631.41	\$18,022,434.85	\$8,663,396.80
Permit Administration Revenues	\$1,442,723.37	\$2,239,559.73	\$1,137,796.77
TOTAL	\$14,280,354.78	\$20,261,994.58	\$9,801,193.57

INSPECTION SERVICES

Inspections Completed	177,292	152,563	132,679
Occupancy Permits Issued	4,269	3,006	3,321
Certificates of Final Inspection Issued	2,293	3,274	2,198
Prosecutions: Convictions	6	19	19
Portable Sign Permits Issued	805	1,301	1,509

ZONING SERVICES

Compliance Letters	402	449	400
Pool Enclosure Permits	82	54	84
Zoning Notices Sent	131	206	381

3. Summary of New Residential

1.	Low Rise	Builder	# of Dwelling Units
		1. Mattamy Homes	252
		2. Townwood Homes	182
		3. Great Gulf Homes	149
		4. Rosehaven Homes	142
		5. Royal Cliff Homes	110
		6. Ashley Oak Homes	94
		7. Royal Crest Homes	88
		8. Umbria	68
		9. Rosedale Village Homes	61
		10. Aspin Ridge	56
		11. Gold Park Homes	51
		12. Fieldgate Homes	43
		13. Stateview Homes	41
		14. Countrywide Homes	33
		15. Stanford Homes	33
		16. Paradise Homes	21
		17. The Conservatory Group	15
		18. Ridge Valley Homes	8
		19. Opus Homes	6
		20. Cresthill Homes	4
		21. Sabrina Homes	4
		22. Tiffany Homes	3
		23. Landmart Homes	2
		24. Sky Homes	1
		Total Builder Homes	1467
2.	Custom Homes		12
3.	Multi Storey Buildings		
		1. 205 Queen St E	272
		2. 100 Manett Crescent	145
		3. 200 Lagerfeld Drive	159
		4. 220 Lagerfeld Drive	16
		5. 230 Lagerfeld Drive	16
		6. 240 Lagerfeld Drive	16
		7. 250 Lagerfeld Drive	16
		8. 9440 The Gore Road	19
		9. 9460 The Gore Road	23
		10. 9470 The Gore Road	23
		11. 9480 The Gore Road	15
		12. 9450 The Gore Road	20
		13. 9430 The Gore Road	14
		14. 249 Main Street North	4
		Total Multi Storey Units	758
4.	Two Unit Dwelling – Conversions (Building Permits Issued)		3789
	Two Unit Dwelling – Conversions (Registrations = 1991)		
	Total Number of Residential Units		6026

4. New Residential Sales Centres in 2020

1. [Nearsby Investments Inc](#) (Remingtonl Homes)

11390 Bramalea Road

5.

INDUSTRIAL CONSTRUCTION ACTIVITY

(over \$500,000 construction value)

	PROJECT	OWNER	LOCATION	CONSTRUCTION VALUE
1.	Canadian Tire (shell building)	Hurontario Industrial Properties Limited Partnership	10200 Hurontario Street	\$149,674,560
2.	Caplink Limited (shell building - foundation only)	Caplink Limited	45 West Drive	\$10,779,000
3.	Geep (complete building)	Giampaolo Investments Limited	3 Kenview Boulevard	\$5,582,400
4.	Hollywood Car Wash (complete building)	1421374 Ontario Limited	8007 Airport Road	\$5,095,584
5.	Maple Leaf Foods (addition)	Maple Leaf Foods	97 Walker Drive	\$4,760,000
6.	Plumbing Supply Company (complete building)	Anil Aggarwal	10 Hedgedale Road	\$4,000,000
7.	Maple Lodge Farms (interior alterations)	Maple Lodge Farms Limited	8301 Winston Churchill Boulevard	\$2,547,500
8.	Confederation Freezers (Installation of sprinkler system)	Kyle Greenspan	250 Summerlea Road	\$2,200,000
9.	Accuristix - (interior finish)	Stevron Holdings Limited (Orlando Corporation)	200 Edgeware Road	\$2,000,000
10.	Service Canada (unit finish)	Orlando Construction	2675 Steeles Avenue West, Unit 20	\$2,000,000
11.	Victualic (shell building)	Deg Holdings Inc	465 Deerhurst Drive	\$2,000,000
12.	Van Der Graaf Drum Motors (addition)	Van Der Graaf Inc	2 Van Der Graaf Court	\$1,308,008
13.	IKO Industries (addition)	Ghaemi Hassan	87 Orenda Road	\$1,016,400
14.	Nestle (installation of racking system)	Oxford Properties Group	9050 Airport Road	\$832,825
15.	The Gap (interior alterations)	Gap Inc Canada	9500 McLaughlin Road North	\$800,000
16.	Canadian Tire (interior alterations)	H&R Reit	8550 Goreway Drive	\$783,600
17.	Amazon (interior alterations)	The Canada Life Assurance Company	3389 Steeles Avenue East	\$750,000
18.	DSV Solutions (interior alterations)	The Canada Life Assurance Company	3495 Steeles Avenue East	\$750,000
19.	Azelis (interior alterations)	2614078 Ontario Inc	235 Advance Boulevard	\$600,000
20.	TJX Canada (interior alterations)	55 West Drive Portfolio Inc	55 West Drive	\$600,000
21.	Accuristix (installation of racking system)	Ryan Donoghue	200 Edgeware Road	\$585,000
22.	Maple Lodge Farms (addition)	Maple Lodge Farms	8301 Winston Churchill Boulevard	\$569,000
23.	Brenntag Canada (interior alterations)	Rick Companion	152 Kennedy Road South	\$550,000

6.

COMMERCIAL CONSTRUCTION ACTIVITY

(over \$500,000 construction value)

	PROJECT	OWNER	LOCATION	CONSTRUCTION VALUE
1.	Castlemore Event Centre (complete building)	Hs4 Investments Ltd	9320 Goreway Drive	\$13,759,704
2.	No Occupancy (shell building)	Morguard Investments Ltd	60 Peel Centre Drive	\$5,200,000
3.	No Occupancy (shell building)	Mayfield Arcadeium Holdings Ltd	6475 Mayfield Road	\$2,959,632
4.	Sobeys (interior and exterior alterations)	Harbour View Investments Ltd	10970 Airport Road	\$1,950,000
5.	Early On Centre (addition)	The Corporation Of The City Of Brampton.	10100 The Gore Road	\$1,900,000
6.	Paradise Homes (shell building)	Paradise Homes North West Inc	1465 Mayfield Road	\$1,705,600
7.	Loblaws (interior alterations)	Choice Properties Prc Brampton Nominee Inc	1 President's Choice Circle	\$1,547,500
8.	Winners (interior alterations)	Kaneff Properties Limited	8405 Financial Drive, Unit 9	\$1,509,500
9.	Loblaws (interior alterations)	Choice Properties Prc Brampton Nominee Inc	1 President's Choice Circle	\$1,500,000
10.	No Occupancy (superstructure)	Mayfield Arcadeium Holdings Ltd	6455 Mayfield Road	\$1,327,860
11.	No Occupancy (shell building)	Airport Highway 7 Developments Ltd And Woodhill Equities Ltd	9055 Airport Road	\$1,280,000
12.	No Occupancy (site servicing)	Airport Highway 7 Developments Ltd And Woodhill Equities Ltd	9055 Airport Road	\$1,280,000
13.	No Occupancy (site servicing)	Davide Baldassarra	115 Dufay Road	\$1,200,000
14.	Home Depot (solar panels)	Home Depot	60 Great Lakes Drive	\$1,059,000
15.	No Occupancy (site servicing)	Parkside Building Group Ltd	155-225 Fletchers Creek Boulevard	\$1,000,000
16.	Jollibee (installation of fire suppression system)	Morguard Corporation Bramalea City Centre Equities Inc	25 Peel Centre Drive, Unit 512	\$972,985
17.	Rogers (interior alterations)	Bgis C/O Rogers Communications	8200 Dixie Road	\$900,000
18.	No Occupancy (shell building)	Ornstock Developments Limited	45 Montpelier Street	\$862,400
19.	Convenience Store (exterior alterations)	2575758 Ontario Inc	89 Clarence Street	\$850,000
20.	Loblaws (interior alterations)	Choice Properties Prc Brampton Nominee Inc	1 President's Choice Circle	\$800,000
21.	Paradise Homes (shell building)	Paradise Homes North West Inc	1455 Mayfield Road	\$756,600
22.	Medicago (unit finish)	Kallo Developments	7685 Hurontario Street, Unit 700	\$700,000
23.	Fit for Less (unit finish)	Plaza Reit	9025 Torbram Road, Unit 10	\$696,500
24.	No Occupancy (shell building)	Gorland Investments Ltd	5 Yorkland Boulevard	\$603,850

(continued over)

6. COMMERCIAL CONSTRUCTION ACTIVITY (cont'd)

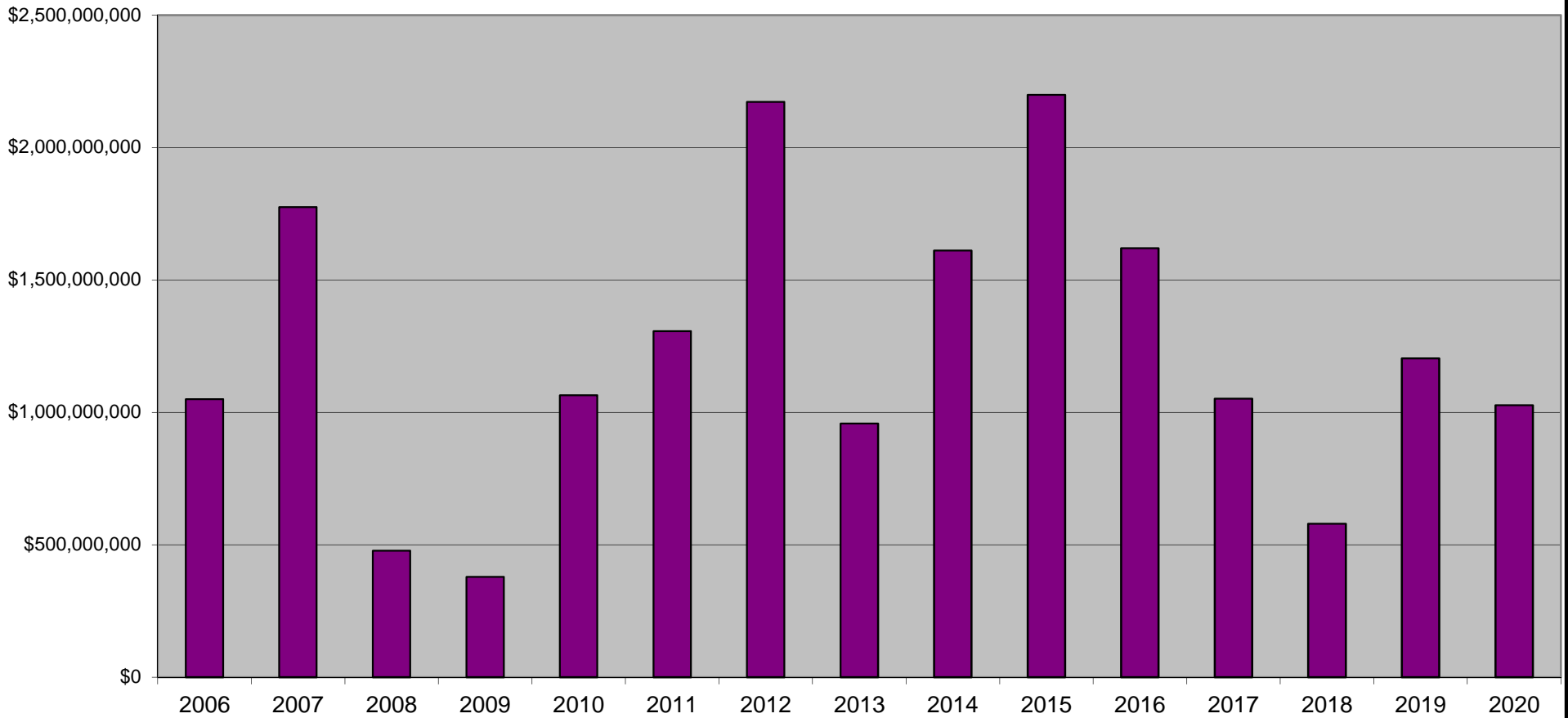
	PROJECT	OWNER	LOCATION	CONSTRUCTION VALUE
25.	Medical Clinic (interior and exterior alterations)	Om Namo Narayanaya Inc	74 Queen Street West	\$550,000
26.	Multiple tenants (site servicing)	Chacon Remembrance Inc	625-665 Remembrance Road	\$500,000

7. INSTITUTIONAL CONSTRUCTION ACTIVITY

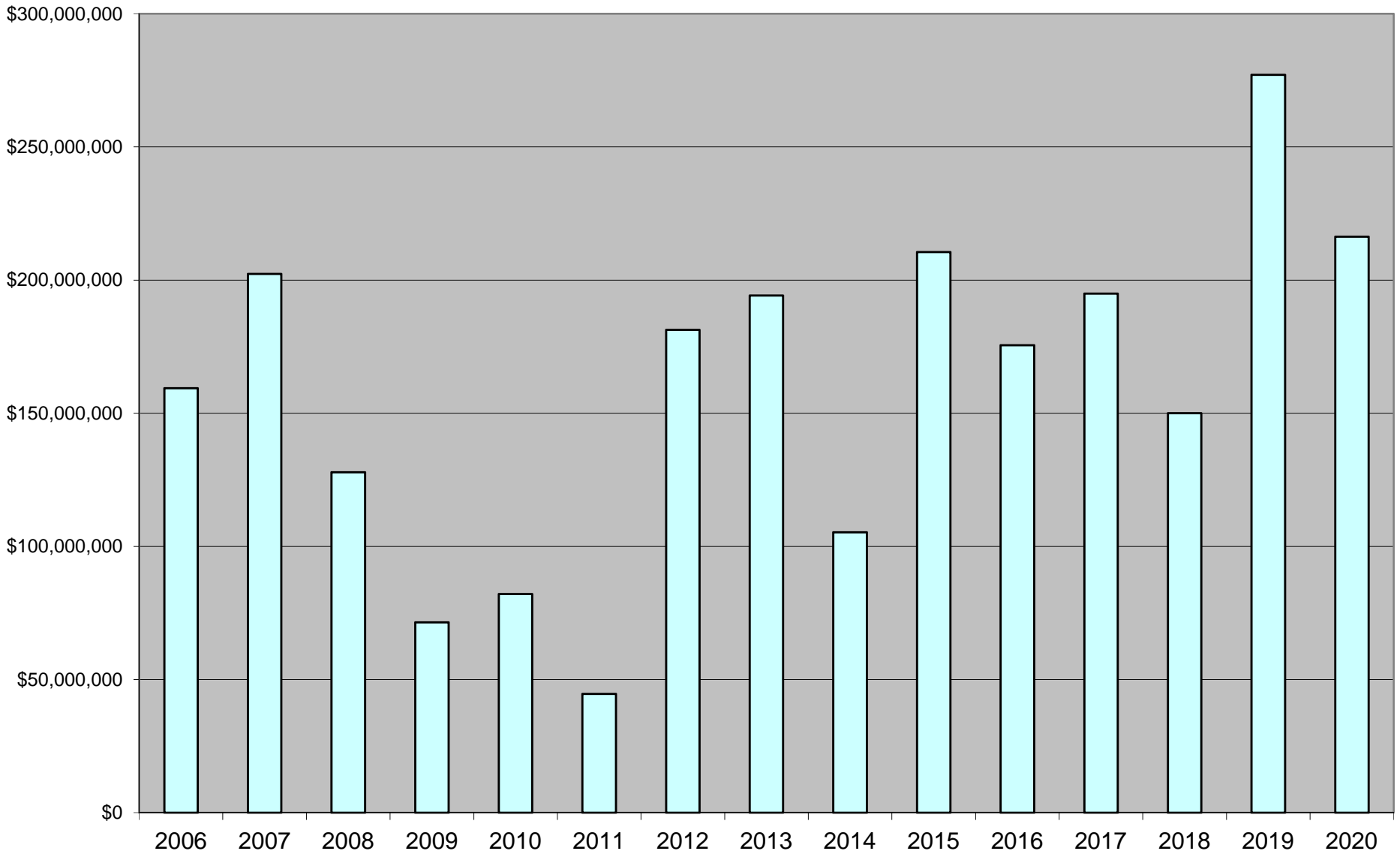
(over \$500,000 construction value)

	PROJECT	LOCATION	CONSTRUCTION VALUE
Schools			
1.	Algoma University (interior alterations)	8 Queen Street East	\$850,000
2.	Sheridan College (interior alterations)	7899 McLaughlin Road South	\$800,000
		Sub Total	\$1,650,000
Places of Worship			
3.	Mount Pleasant Islamic Centre	160 Salvation Road	\$2,287,600
		Sub Total	\$2,287,600
Government Facilities			
4.	Brampton Triveni Community Centre (complete building)	20 Daviselm Drive	\$14,084,000
5.	Region Of Peel (storm sewer relocation)	525 Main Street North	\$9,000,000
6.	The Corporation Of The City Of Brampton (site servicing)	425 Chrysler Drive	\$5,000,000
7.	Peel Regional Police (interior and exterior alterations)	7750 Hurontario Street	\$4,000,000
8.	City of Brampton - Brampton Soccer Centre (complete building)	1485 Sandalwood Parkway East	\$2,350,000
9.	Toronto And Region Conservation Authority (interior alterations)	8180 Highway 50	\$1,400,000
10.	Region Of Peel (foundation and site servicing)	2 Copper Road	\$1,380,000
11.	Land Registry Office (interior alterations)	7765 Hurontario Street	\$1,000,000
12.	The Corporation Of The City Of Brampton (installation of fire alarm system)	2 Wellington Street West	\$750,000
		Sub Total	\$38,964,000

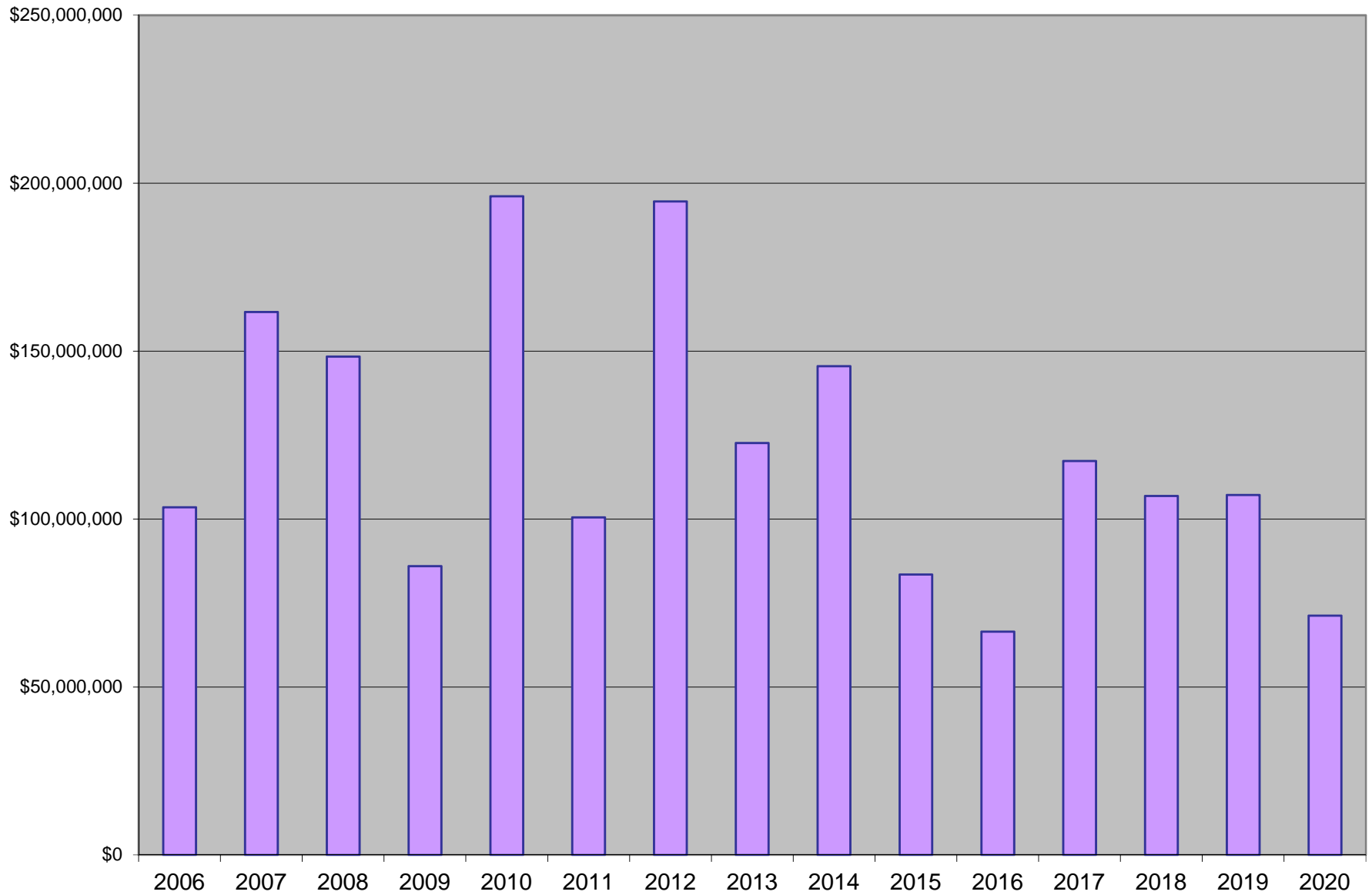
15 Year Activity Comparison Residential Construction \$



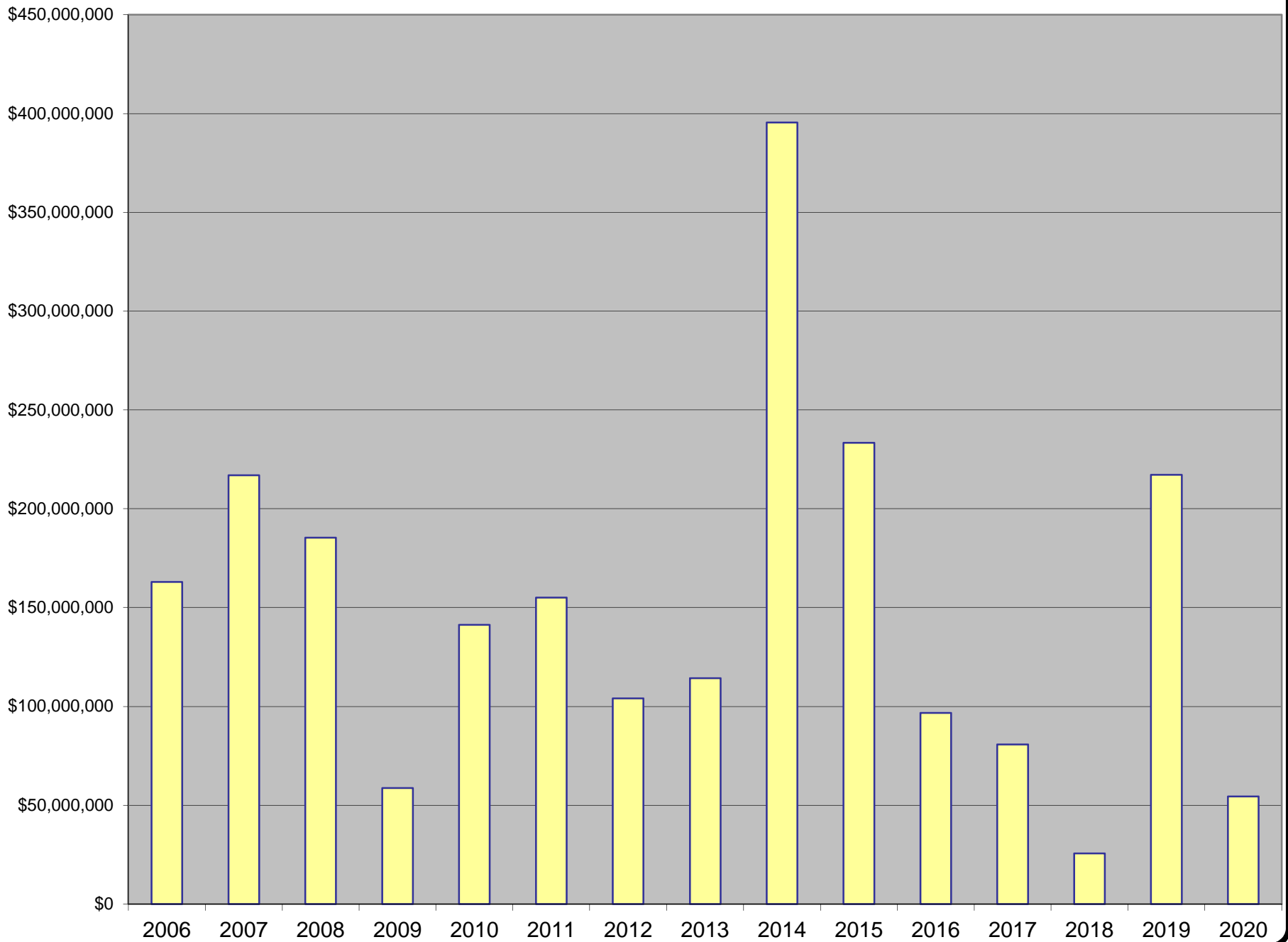
15 Year Activity Comparison Industrial Construction \$



15 Year Activity Comparison Commercial Construction \$

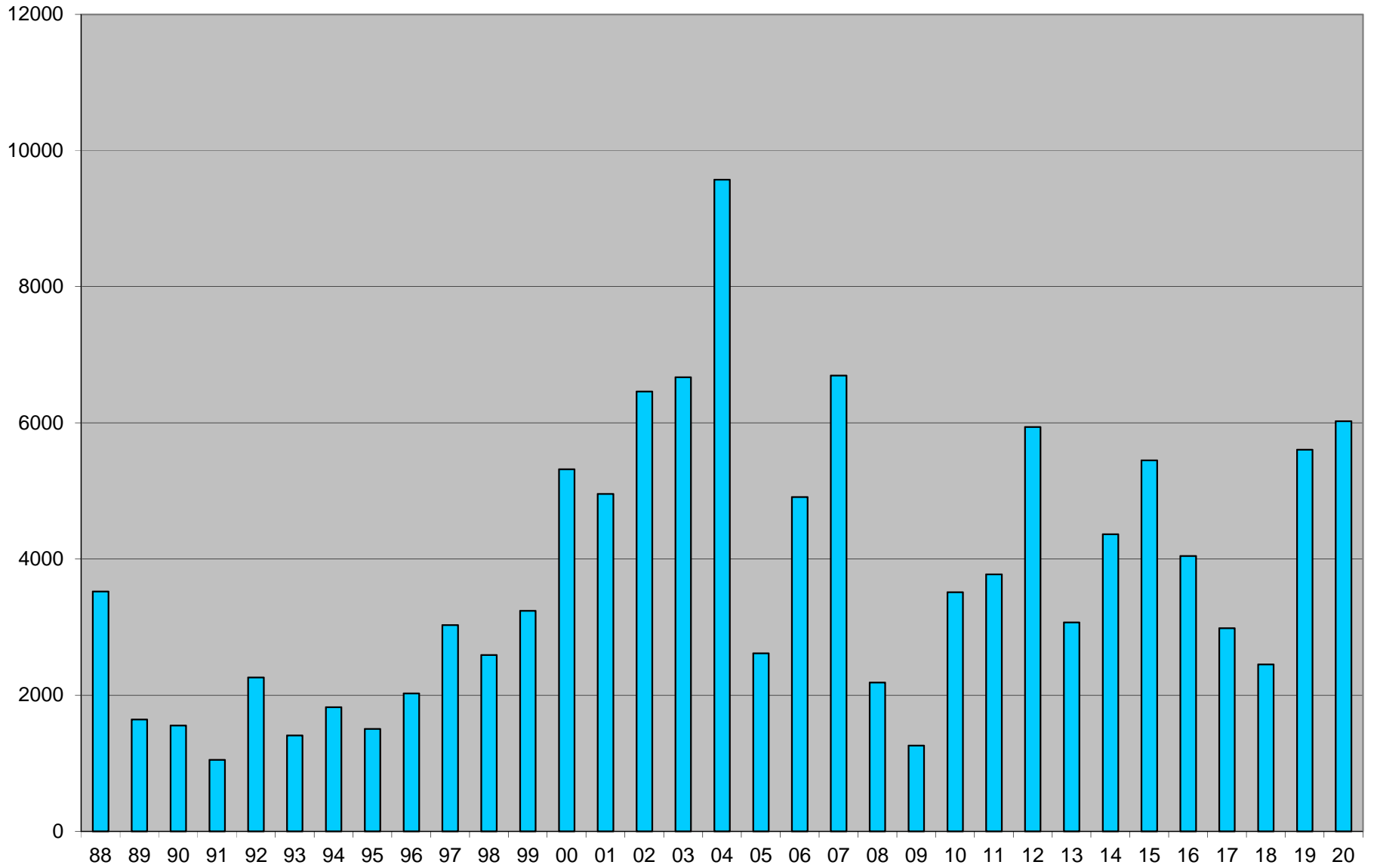


15 Year Activity Comparison Institutional Construction \$



of DWELLING UNITS

Residential Activity Profile



2 Unit Applications Received

